

بِسْمِ اللَّهِ الرَّحْمَنِ الرَّحِيمِ



Articulation points of Quranic
letters:

مخارج الحروف

بِسْمِ اللّٰهِ الرَّحْمٰنِ الرَّحِیْمِ

Disclaimer

Enjoyislam team has made every effort to ensure the accuracy and reliability of the content.

This presentation is free for anyone who would like to learn tajweed. You may distribute this presentation to your family, friends and or anyone who is interested in learning Quran tajweed.

Selling this presentation is expressly forbidden. In other words, please do not try to make money off of this program

This presentation could be downloaded free from
<http://www.enjoyislam.com>

Please make dua for those who have worked hard to bring this presentation to you. May Allah (SWT) gives us the reward (tawfeeq) to help each other.

بِسْمِ اللّٰهِ الرَّحْمٰنِ الرَّحِیْمِ

عن عثمان رضی اللہ عنہ قال: قال رسول اللہ صل اللہ علیہ و سلم

خَيْرُكُمْ مَنْ تَعَلَّمَ الْقُرْآنَ وَعَلَّمَهُ

Hadhrat Uthman (Radhiyallahu anhu) narrates that Rasulullah (Sallallahu alaihe wasallam said:

The best amongst you is he who learns the Quran or teaches it.”

According to this version, the reward is general, i.e., equally great whether one learns himself or teaches to others. Thus there would be equal virtue for both

Introduction

Tajweed (تجويد) is an Arabic word meaning **correct pronunciation during recitation**. It is a set of rules which dictate how the Qur'an should be read. It comes from the root word 'ja-wa-da' meaning to make well, make better or improve.

TARTEEL

The word is used in Surah Muzammil :

 وَرَتِّلِ الْقُرْآنَ تَرْتِيلاً

'And recite the Qur'an in slow measured rhythmic tone'

(Al Qur'an ; 73:4)

The Arabic word translated as 'slow, measured rhythmic' is TARTEEL. The tafseer of the above ayat according to Ibn Kathir is 'recite the Qur'an slowly, making the letters clear, for this is an assistance in understanding and pondering the meaning of the Qur'an.'

Why the need for tajweed rules?

The most important part of Tajweed is learning about correct positions of the organs of speech and the manner of articulation. The Qur'an can lose its meaning if the letters are not pronounced correctly.

Example

قَلْب



Heart

كَلْب



Dog

The first letters are similar in pronunciation, but if not pronounced correctly will change the word/meaning completely

Why the need for tajweed rules?

Tajweed is not intended to be about just learning rules and committing them to memory, but rather the correct application of those rules while reciting the Qur'an.

لحن

LAHN



Means that the error is clear and obvious like the sun.

Lahney Jalee is **haraam** and to do so intentionally can plunge into the act of a **major Sin**, so much that it can lead one to the brink of **kufr**.



Means hidden error. For instance, this refers to errors, which may occur in Ikhfaa, Iqlaab, Idghaam etc.

Reading the Qur'an whilst being guilty of *Lahney Khafee* is **makrooh** (undesirable, not commendable).

LAHN

لحن

The word *lahn* literally means 'incorrect pronunciation'. In the Science of Tajweed, lahn can be described as: *Failing to adhere to the rules of Tajweed whilst reciting the Qur'an*

There are 2 types of lahn: *Lahney Jalee* and *Lahney Khafee*

LAHN JALEE

۱. لحن جلی

It is **sinful** to commit such an error.

For example:

The reader changes the actual vowel (**Haraket**) in reading, such as reading **fattah** as **dammah**

or vice versa;

The reader does not pronounce the letter from its proper makhraj, such as reading

ظ as ز ;

The reader does not give the **Madd** its complete right (i.e. does not stretch the word appropriately).

Example:

To recite **أَلْحَمْدُ** as **أَلْهَمْدُ**

To recite **إِيَّاكَ** as **إِيَّاكَ**

To recite **إِنَّا** as **إِن**

Lahney Khafee

٢. لحن خفى

Reading the Qur'an whilst being guilty of *Lahney Khafee* is makrooh. It does not necessarily alter the meaning of the Qur'an. However, it does deprive the Holy Qur'an of its real elegance and beauty.

EXAMPLES OF LAHNEY KHAFEE:

- To overlook the rules of the thick / full mouth (tafkheem) letters and the thin / empty mouth (tarqeeq) letters.
- Not to adhere to the rules of ith'har, idghaam and ikhfaa in their respective places whilst reciting the Qur'an.
- Not to prolong a letter when a Madd is present

Articulation points of Quranic letters

مخارج حروف

Makharij

The 29 Arabic Alphabet



ا ب ت ث ج ح خ د ذ ر ز
س ش ص ض ط ظ ع غ
ف ق ك ل م ن و ه ء ي

Articulation Points مخارج الحروف

- Articulation point is the place from where a letter is pronounced, making its sound different from the sound of other letters.
- Each Quranic letter has different articulation point.
- A letter is only a sound that relies on a specific articulation point.

Articulation Points مخرج الحروف

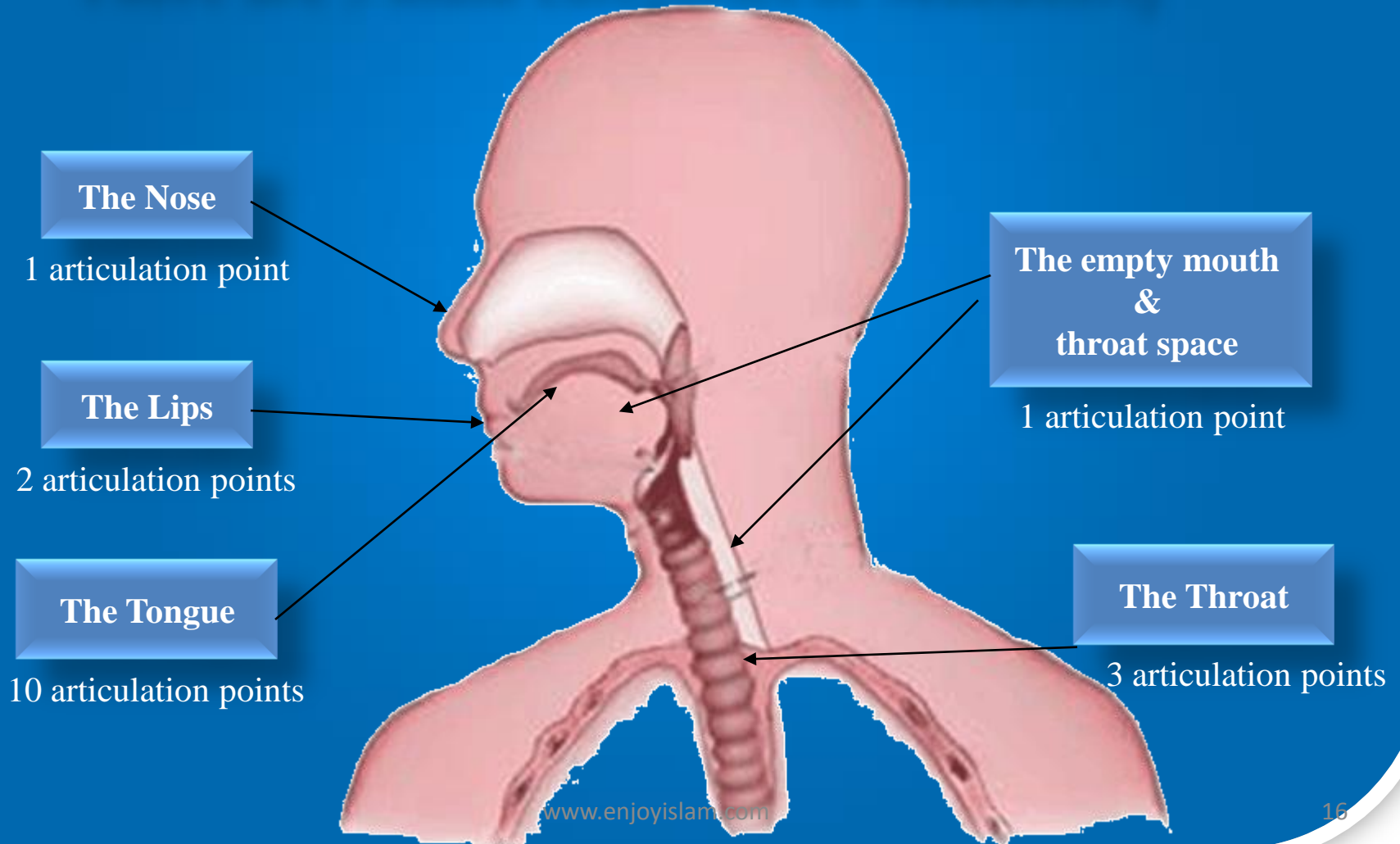
Quranic Articulation Points

Five major areas of the human body are used to pronounce different letters.

There are 17 different articulation points to pronounce the 28 original letters and the Madd letters.

Articulation areas

There are 5 main categories of Makhaarij



مخارج الحروف Articulation Points

Articulation Areas	Arabic names	# of Articulation Points	# of letters
The Throat	الحلق	3	6
The Tongue	اللسان	10	18
The Two lips	الشفتان	2	4
The Nose	الخيشوم	1	Ghunna Letters
Empty space in the mouth & throat	الجوف	1	3 lengthenend letters

Articulation Points

(Throat)

The throat has 3 articulation and 6 letters are pronounced from the throat

Closest Part

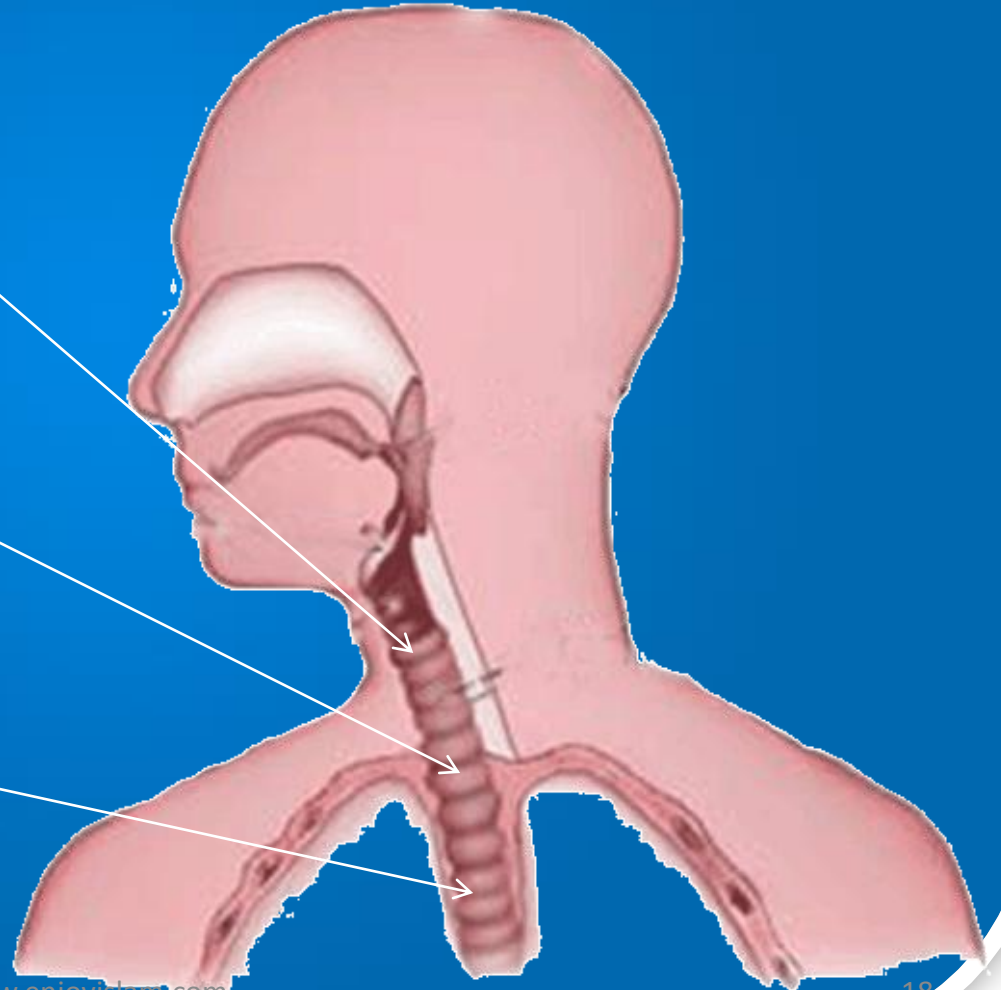
(خ) و (ع)

Middle Part

(ح) و (ع)

Deepest Part

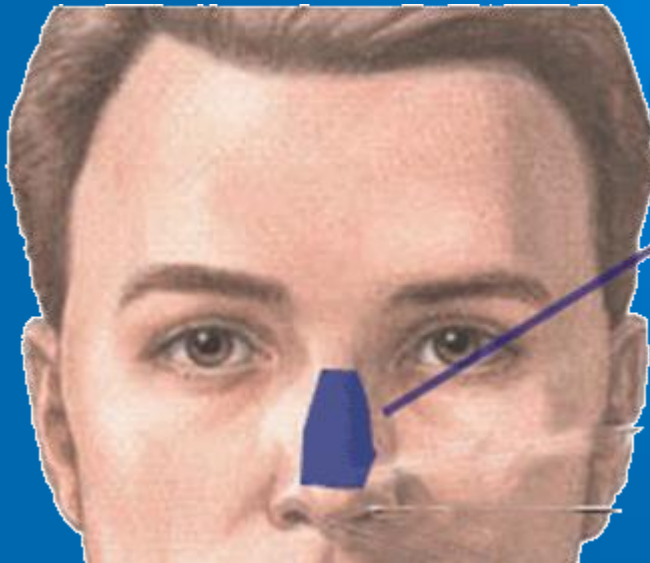
(ه) و (ء)



Articulation Points

(The Nose)

- The hole in the nose that continues back towards inside the mouth is the place where the Ghunnah [nasal sound] comes from.
- No letter is articulated from the nose. Each letter can have different sound characteristics.
- Ghunnah is a characteristic, not a letter.
- Ghunnah is a characteristic of Mim and Noon letters.
- Ghunnah sound is more prevalent when Mim and Noon have a shaddah on them.
- It is also noticeable on Noon Ikhfa and Iqlab and on Mim Ikhfa.
- If you hold your nose closed you will not be able to produce the Ghunnah sound.



(حروف غنه)

ن



ان

م



مجت



م



م

Articulation Points (The two lips)

➤ The two lips have 2 articulation points to produce 4 letters.

1 - ف only one lib is used

2 - م و both libs are used

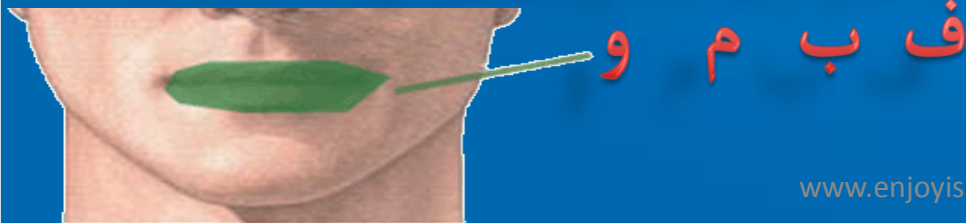
➤ Fa ف – upper front 2 teeth touch the inside

➤ [wet part] of the lower lip.

➤ Wow و – the two lips form a circle without the two lips meeting completely.

➤ Ba ب – by closing the wet parts of the two lips together

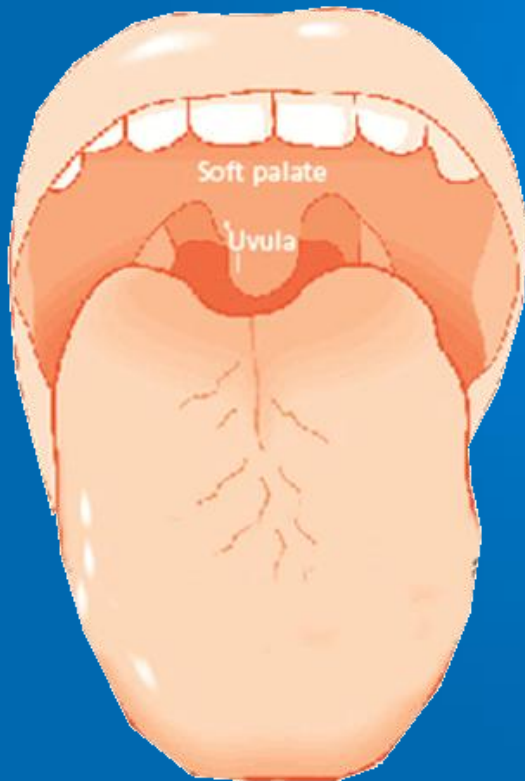
➤ Mim م – by closing the dry parts of the two lips together



Articulation Points

(The Tongue)

Tongue has 10 different articulation points and produces the sound of 18 different letters

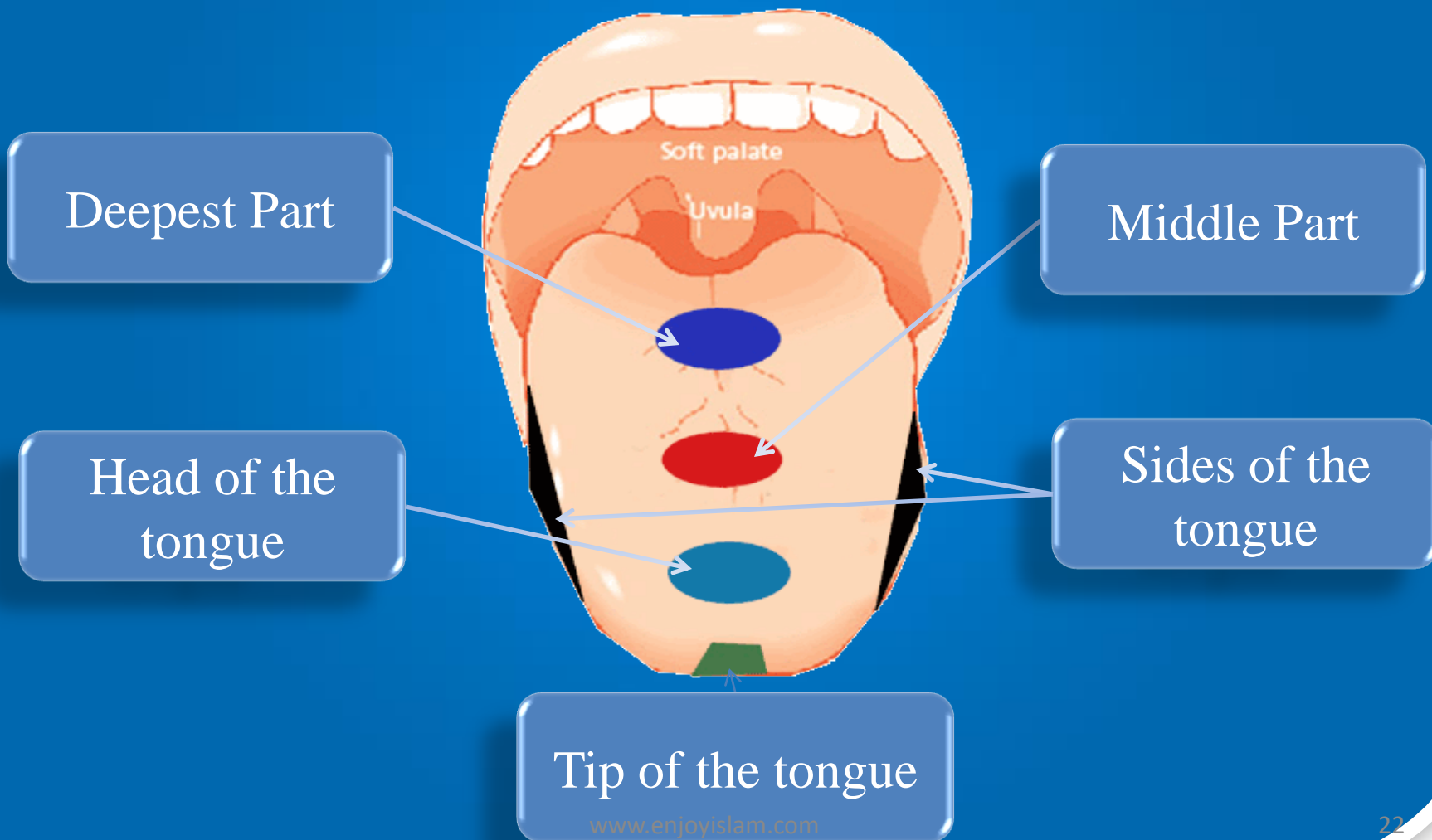


ق ک ج ش ی ض ز
ث ل ر ن ط د ذ
ت ظ س ص

Articulation Points

(The Tongue)

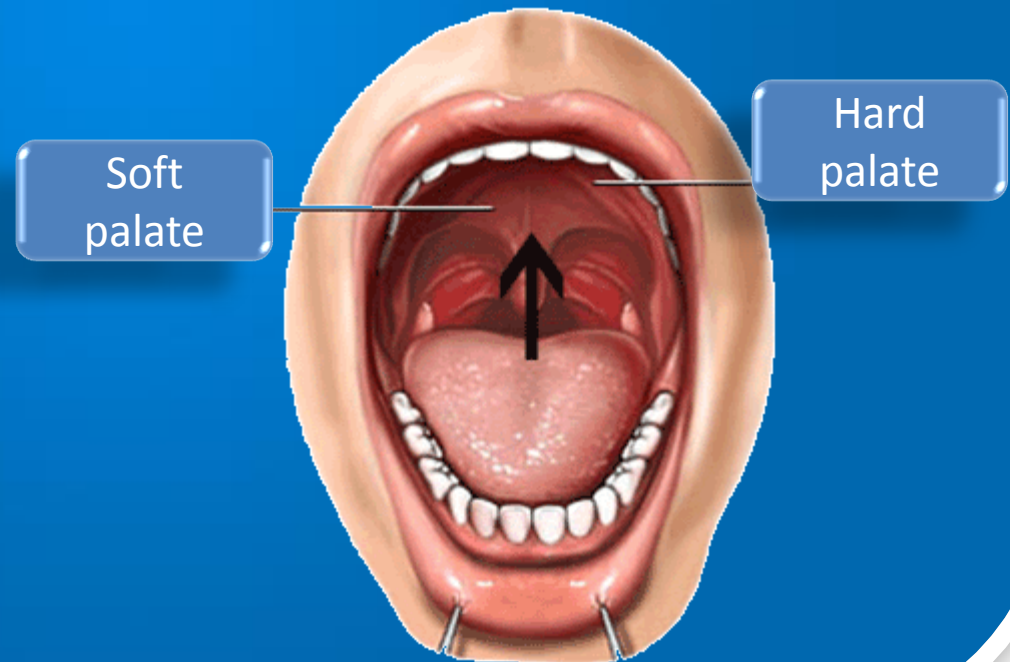
Tongue is divided into 5 different areas:



Articulation Points

The letter (ق)

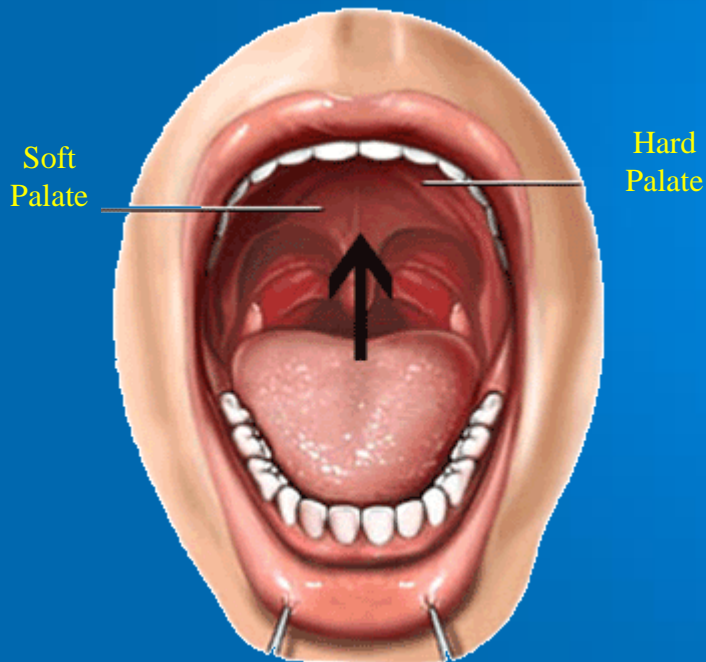
- The roof of the mouth is divided into 2 parts:
 - The hard palate – the top roof-area, near the teeth
 - The soft palate – deepest part of the roof, near the throat
- The tongue touches the hard or the soft palates to produce different letters



Articulation Points

The letter (ق)

Deepest part of the tongue
and the soft palate



Letter Qaf – ق

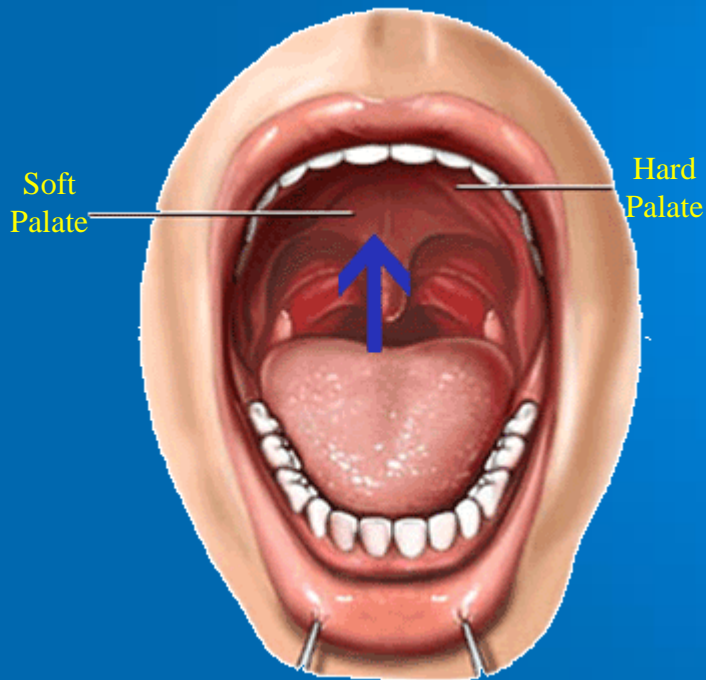
Deepest part of the tongue
touches the soft
palate



Articulation Points

The letter (ك)

Deepest part of the tongue
and the soft palate

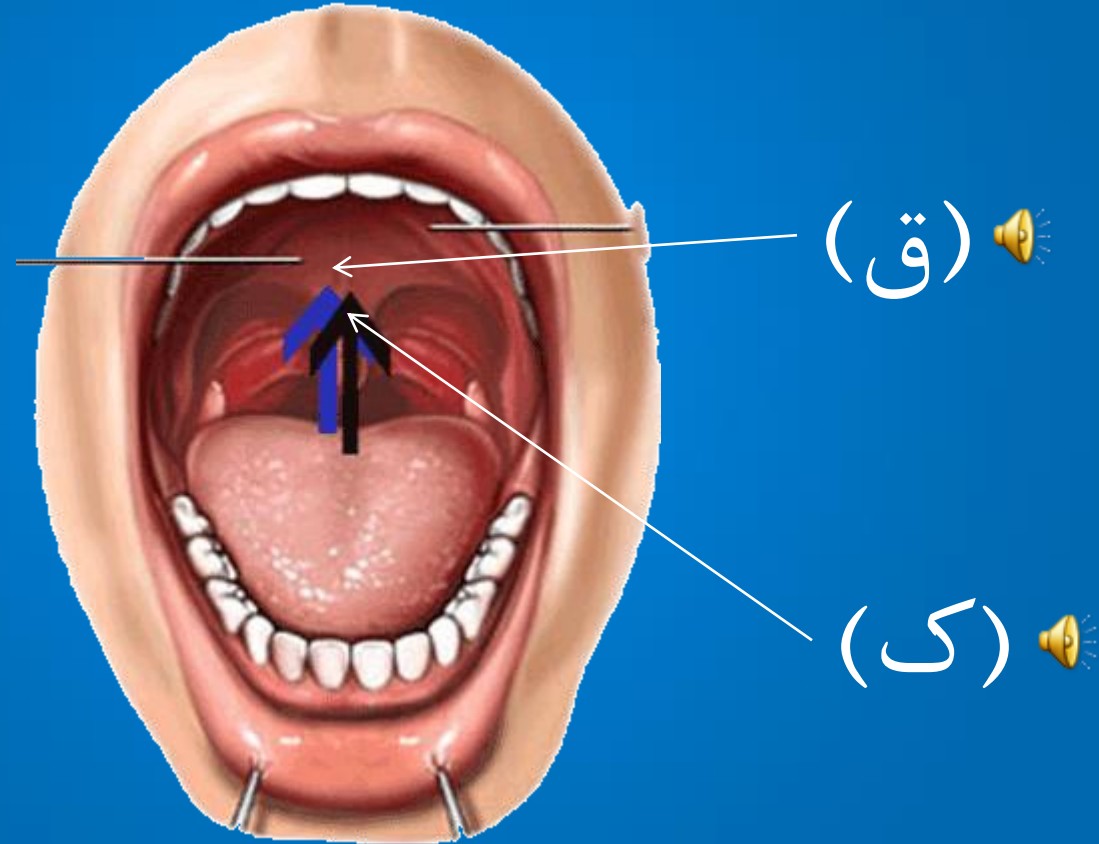


Letter Kaf – ك

Deepest part of the tongue
(further from the throat)
touches the soft palate



Articulation Points The letter (ق)(ك)



أَلَمْ نَخْلُقْكُمْ


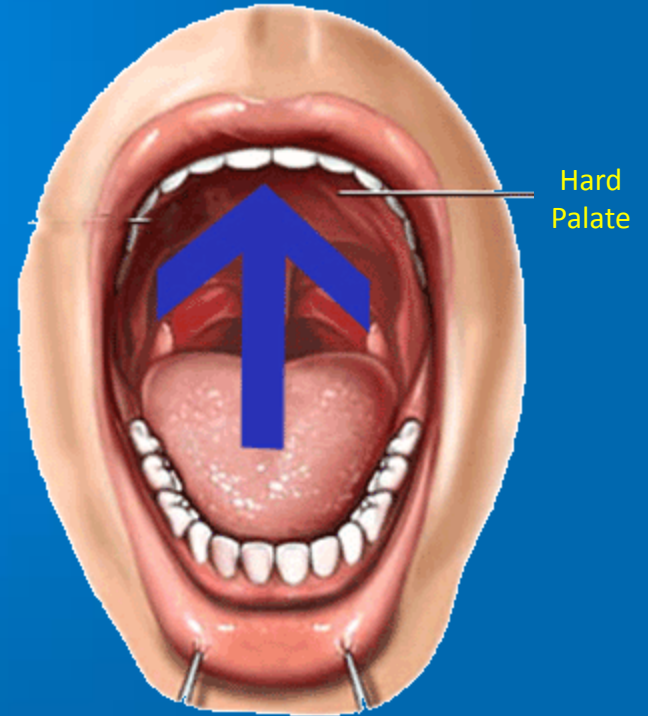
Articulation Points The letter (ج ش ي)

Middle part of the tongue and the hard palate

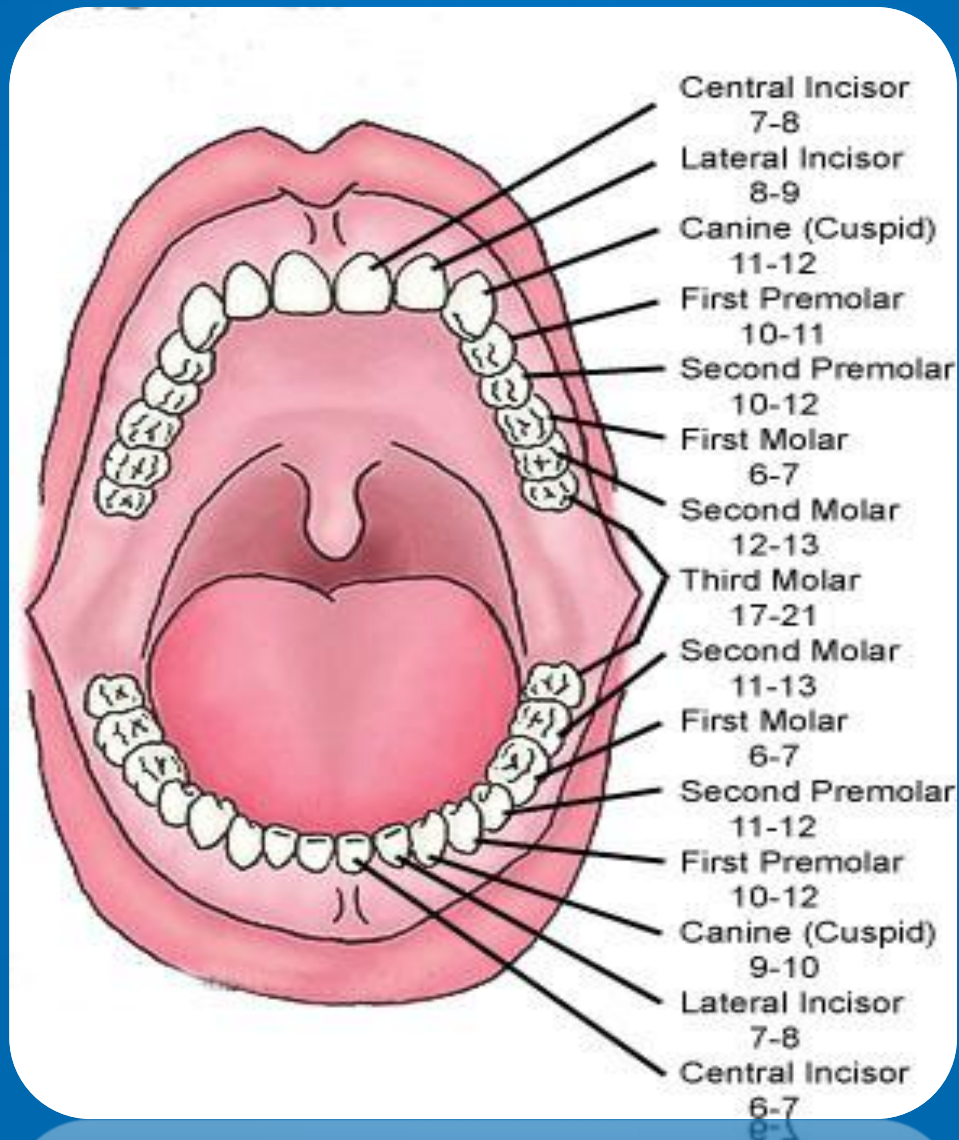
Letters Jeem, Sheen and Ya – ج ش ي

Middle part of the tongue touches the hard palate, opposite

side of the mouth.



Articulation Points



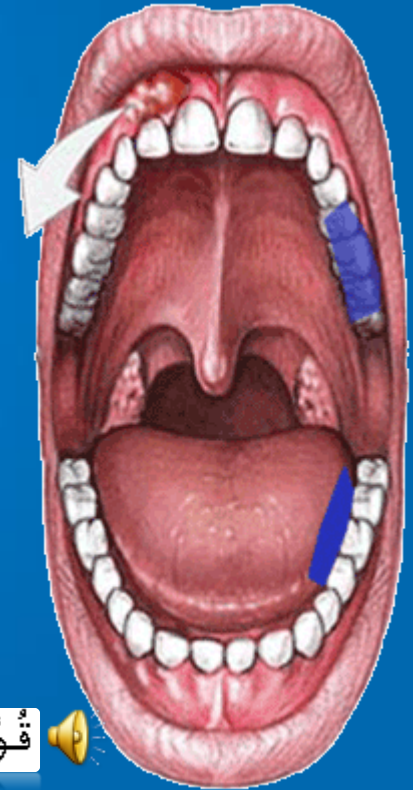
Articulation Points

The letter (ض)

The side of the tongue

Letter Daad – ض

- The letter ض is produced by touching the left side of the tongue with the left upper teeth.
- Letter ض is one of the most difficult letter to pronounce.



الضَّالِّينَ

لَا مِنْ ضَرِيحٍ

قُوَّةٍ ضَعْفًا وَشَيْبَةً

Articulation Points

The letter (ل)

The side of the tongue

Letter Laam – ل

- By touching the nearest part of the sides of the tongue (nearest to the mouth) and the end of its tip with the upper teeth on the opposite side.
- ل articulation point is the front edges of the tongue, whereas the ض is from the posterior edges of the tongue.



خَتَمَ اللَّهُ

Articulation Points

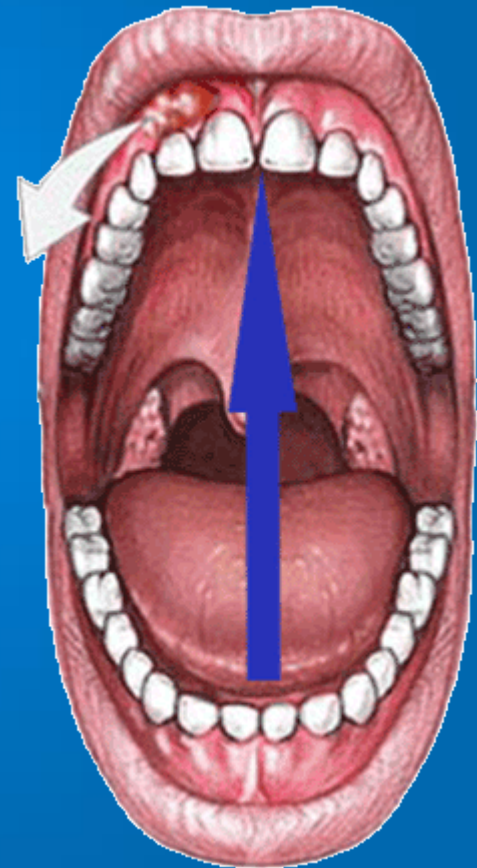
The letter (ن)

Letter Noon – ن

- Tip of the tongue touching the gums/roots of the two top front teeth.

الْخَنَاسِ

النَّاسِ

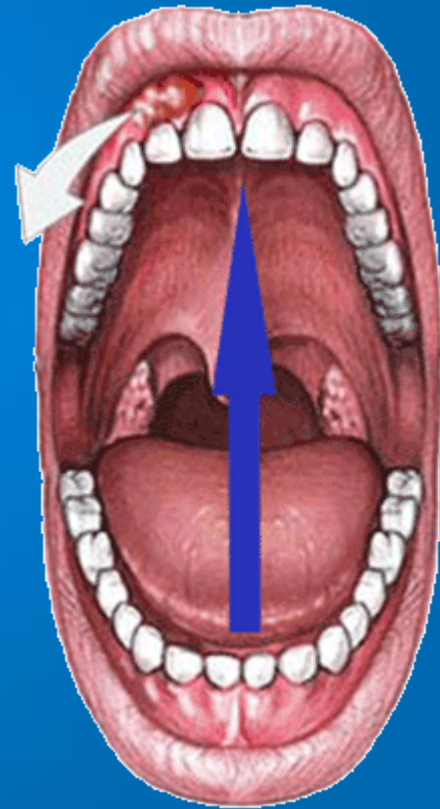


Articulation Points

The letter (ر)

Letter Ra – ر

- Tip of the tongue touching the hard palate, near the gums of the front two teeth.

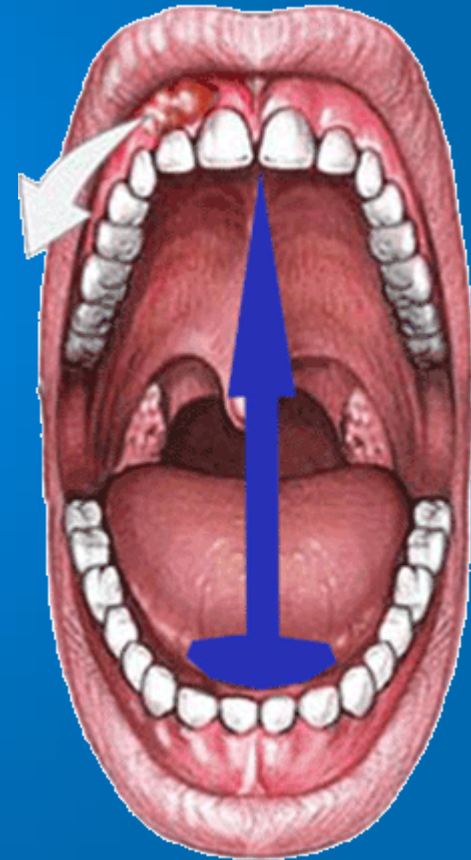


رَبِّ الْعَالَمِينَ

Articulation Points The letter (ت د ط)

ط د ت

- Top of the tongue (head of the tongue) touches the gum line [root] of the top two teeth.



قَارًا تَلَطَّى ﴿١٤﴾

كُنْتُ تُرَابًا ﴿٤٠﴾

مَنْ دَسَّهَا ﴿١٠﴾

الْأَرْضُ دَكَاةً ﴿٢١﴾

فَأَمَّا مَنْ طَغَىٰ

بَلَدَةً طَيِّبَةً ﴿٥٥﴾

Articulation Points

The letter (ظ ذ ث)

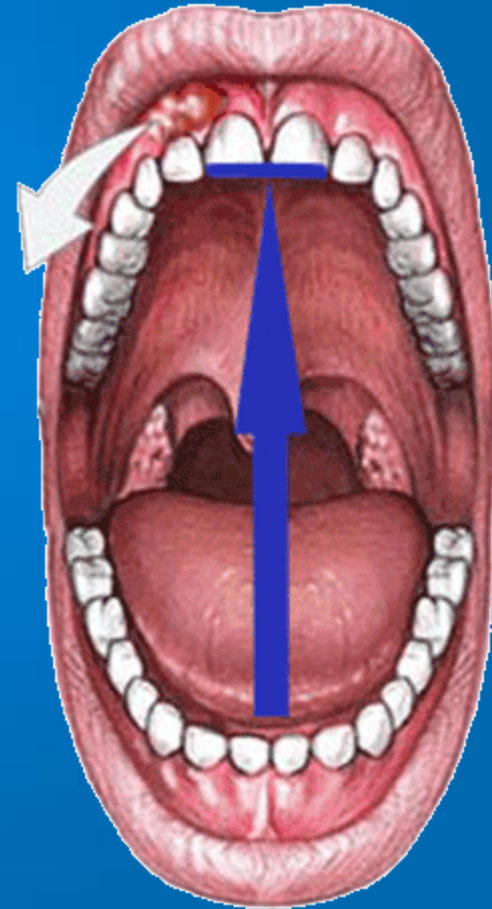
ظ ذ ث

- Tip of the tongue touches the edges of the top two teeth.

فَأَمَّا مَنْ ثَقُلَتْ  مَاءً ثَجَّاجًا 

أَنْذَرْنَاكُمْ  يَوْمَ ذِي مَسْغَبَةٍ 

يَنْظُرُ  ظِلًّا ظَلِيلًا 



Articulation Points The letter (ز س ص)

- The edges of the top and lower front teeth close together and the tip of the tongue comes near them.
- In other words, tip of the tongue just misses the edges of the top and lower front teeth.
- For all three of these letters, a whistle sound is produced.

وَأَنْزَلْنَا

نَفْسًا زَكِيَّةً

لِإِنْسَانٍ مَا سَعَى

خَمْسَةَ سَادِسُهُمْ

فَأَنْصَبْ

وَالْمَلِكُ صَفًا صَفًا

Articulation Points

The empty mouth & throat space

Empty space in the mouth & throat

When we need to lengthen a letter (e.g pronounce a Madd letter), we use the empty space of our mouth and throat to produce this sound.

No other part of the mouth is used to lengthen a sound.

The green area inside the image shows the empty mouth and throat area used to produce the Madd sound.

